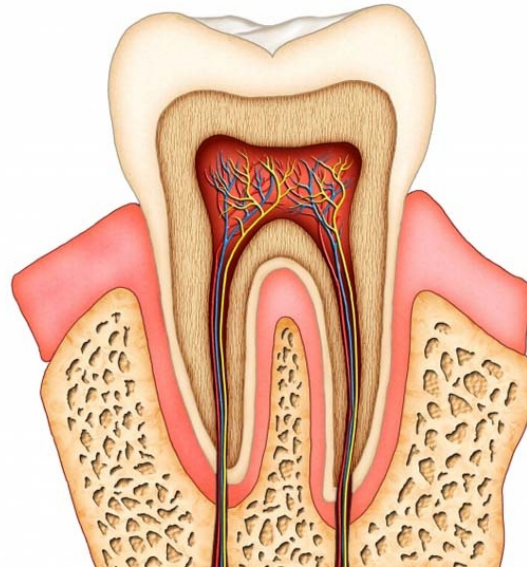


One Woman's Failed Root Canal



Source: [calcagnodds](http://calcagnodds.com)

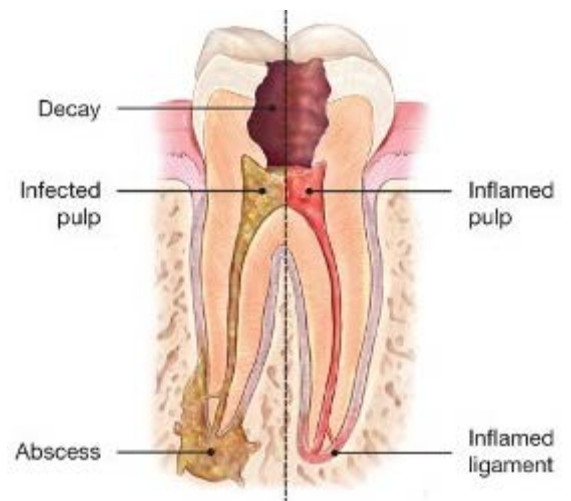
I am amazed at how many people have failed root canals and don't know it. Typically invisible to dental x-ray, acute dental issues under the gum line remain the most common potentially life-threatening finding observed at [The Thermogram Center, Inc.](http://TheThermogramCenter.com)

Let's celebrate the success of one woman whose surprise thermal finding preceded a healthy 62 pounds of weight loss.

Dental Infections/Abscesses

If you've ever had a cavity, then there is a chance for the infection to migrate into the pulp, and the miles of micro-tubules of the infected roots and surrounding bone.

The constant trickle of toxic waste from these infections challenge the immune system and the body.



Acute dental issues can lead to cancers, heart attacks and deaths. Yet, **they are called silent killers** because they do not typically show on 2-D x-ray or create sensations in the mouth (not early).

Root Canaled Teeth Are Not Only Dead - They Are Toxic

Once a tooth is root canaled it is essentially dead and toxic to the body.

Each tooth and its roots have about three miles of microtubules, which can become infected with microbes. When a root canal is performed, the tooth is hollowed out, filled with a plastic material of coagulated latex and then crowned. While the tooth is essentially “dead,” not all the miles of tubules have been filled.

As a result, remaining microbes can proliferate, mutate to become anaerobic, and live on surrounding healthy tissue for nutrition – the periodontal ligament and surrounding bone.

Have you heard the term gangrene, the decomposition of body tissue? The dead tooth in itself is toxic. Worse yet, the toxic microbial infections in teeth and surrounding tissue have been linked to heart attacks, (breast) cancers, and rheumatic, kidney, neurological, and autoimmune diseases, and more.

The Root of All Disease

Dr. George Meinig, one of America’s leading endodontists, Weston Price, one of America’s greatest dentists, and Hal Huggins, a Colorado pioneer in biological dentistry have professed that **our teeth cause the largest number of diseases ever traced to a single source.**

Chronic dental infections’ “highly toxic bacteria can cause osteonecrosis, weaken overall health and contribute to health problems often without any obvious pain in the jaw area.” From holisticmed

The next time someone tells you they have cancer or a chronic illness, ask them if they’ve had a root canal.

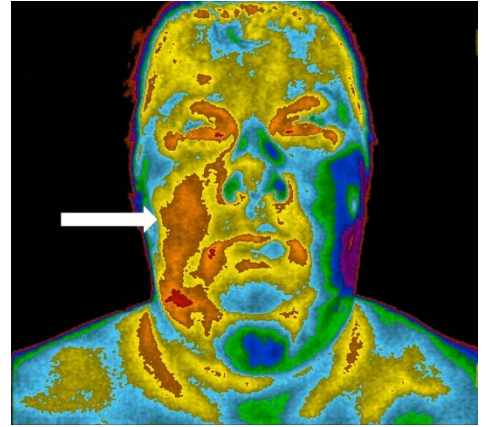


Surprise Finding

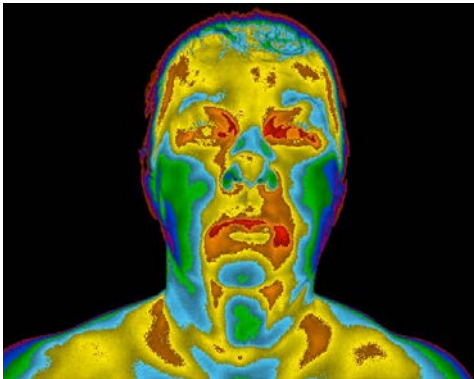
In 2012, this client realized she had cracked root canaled [tooth #5](#) when a piece of its crown came out of her mouth. Her dentist repaired the crown. Months later, she came to [The Thermogram Center, Inc.](#) for routine thermal imaging of her breasts and body.

While she was asymptomatic and her dentist thought all was well, her face images revealed significant findings. She subsequently saw an oral surgeon for further evaluation. Bone infection was diagnosed. The tooth was extracted and bone grafting and a zirconia implant and crown followed.

2012: Months After Repair of Cracked Crown



2015: 2+ Years After Zirconia Implant



Celebrating 62 Pounds Lost

As of July 2015, the client has lost 62 pounds. As her functional doctor has explained, **“Once they were able to get her liver and gall bladder ‘unclogged,’ her body was able to metabolize and detox her body more normally.”** Interestingly, tooth #5 can impact the liver and gall bladder

Note the symmetry in the colors and thermal patterns of her cheeks in 2015 vs 2012, and the absence of any significant heat, or inflammation, near tooth #5.

See more dental related thermal imaging examples [here](#).

Key Learnings – What You Can Do

Since (early) dental infections do not typically show via 2-D dental x-ray but create heat, consider [The Thermogram Center, Inc.](#) to detect early warning signs. Teeth imaging is recommended every 3-5 years. When warning signs are



present, or a client is in need of a dental specialist, we can suggest holistic biological dentists that can diagnose and treat infections and cavitations.

Seek holistic biological dentists who provide ozone injection and when the tooth cannot be saved, [pre, post and operation protocols](#) that support the immune system.

If the tooth is extracted, consider a flipper, partial denture or zirconia (a non-metal) implant and crown (rather than a bridge because it is at the expense of the two adjacent teeth, which require crowns to secure the bridge.)

Learn More

As a benchmark, consider the services at [Family Holistic Dentistry](#).



Our mission at The Thermogram Center is, in part, to empower clients with preventive education. Many underlying causes of cancer are manageable. We hope to be a part of your efforts to secure a healthier tomorrow. Learn the mitigation techniques to help you and your loved ones, pets included, to reduce the risk of cancer. Be the Cure. Support Prevention.

by Tirza Derflinger

President, Author, Health Educator, CTT, MBA

Better Breast Health – *For Life!*™

text/call 303-664-1139 • info@thermogramcenter.com

[The Thermogram Center, Inc.](#)

Advanced Thermography & Preventive Education Since 2002

This information is for educational purposes only and does not diagnose, treat or cure health conditions. It is not intended in any way to be a substitute for professional medical



advice. Please consult with a qualified healthcare practitioner when seeking medical advice. Copyright © 2021 The Thermogram Center, Inc. All rights reserved.

